

Parts Catalog



**no
spill**
SYSTEMS

Fluid Draining Technology

Call Toll Free at 1-888-466-7745

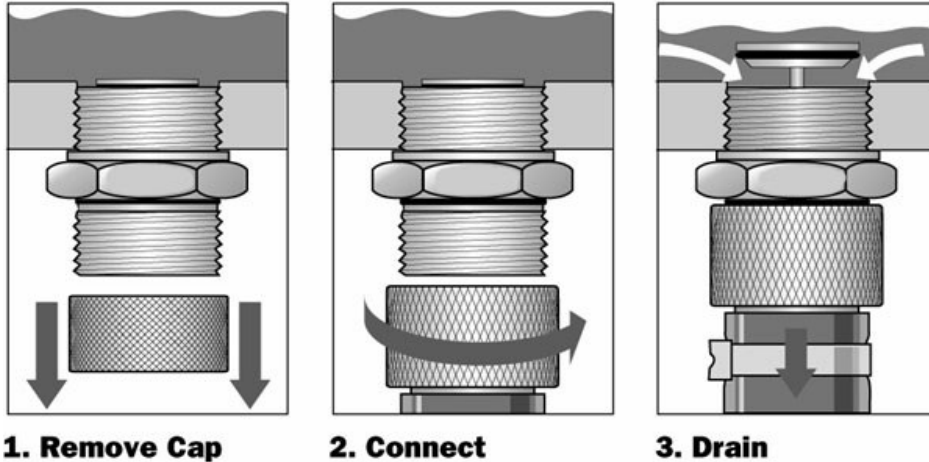
www.nospillsystems.com

How Do No-Spill® Systems Work?.....	3
Application Listings - Heavy Duty & Industrial.....	4 - 10
Application Listings - Auto.....	11 - 17
Standard Design Drainers & Accessories.....	18
Compact Design Drainers & Accessories.....	19
Speed Click® Design Drainers & Accessories.....	20
Drain Plug Size Listings.....	21 - 23
Thread Pitch Reference and ORB Guide.....	24 - 25
Warranty & Return Policies.....	26
Installation Instructions.....	27
How To Drain Your Oil.....	27
Retail Packaging Ordering Information.....	28
Advantages Of Using No-Spill® Systems.....	29
Did You Know?.....	29

How Does No-Spill® Systems Work?

Some Frequently Asked Questions About No-Spill® Systems

Fluid Draining as Easy as 1 - 2 - 3



1. Remove Cap

2. Connect

3. Drain

How does the drain plug work?

No-Spill® Systems patented draining design has a stainless steel, spring-loaded valve inside the drain plug. This valve remains closed until No-Spill® Systems patented drainer is attached to the drain plug. Once the drainer seals itself, the valve opens and the oil begins to drain through the hose.

Do I need a drainer for every vehicle?

No. The drainers are designed to fit all of the plugs within a series (i.e. one Large Straight Drainer fits all large bottom plugs in the Standard series).

What series is correct for me?

The series depends on the application, and style of draining. Standard plugs are common where clearance is not an issue. Compact plugs are used where clearance is a concern. Speed Click® plugs are very popular with all sizes of fleets.

Does any oil get left in the pan?

No. No-Spill® Systems plugs are designed to sit flush with the pan. Therefore, all of the oil is drained quickly and easily.

Can I drain the oil hot?

Absolutely. This is one of the main advantages of using No-Spill® Systems.

Can I use a suction system?

All 3 No-Spill® Systems designs can drain by gravity or suction. Simply connect your suction system to one of our drainers and non-return valves.

What if I can't find a size?

No-Spill® Systems makes over 500 combinations of thread sizes and patterns. Please call us with your application, and we will find the size for you.

Is there a minimum order amount?

No. No-Spill® Systems customers and dealers can order as few or as many plugs as are required.

What are the shipping terms?

Product is shipped FOB Origin. UPS Ground is the most common shipping method.

How many of these drain plugs are in use?

There are over 1,000,000 in use in North America.

What are the plugs made of?

The plugs are machined from solid brass bar stock.

What is the warranty for the drain plugs?

No-Spill® Systems plugs are guaranteed for life for workmanship and materials. See page 24 for warranty information.

Do I need to buy a dust cap with my drain plug?

No. No-Spill® Systems drain plugs come with a dust cap. Replacement dust caps and dust caps with chains are available for a fee.

Engine Make	Engine Model, Year, and Port Location	Standard Design Drain Plug Part #	Compact Design Drain Plug Part #	Speed Click® Design Drain Plug Part #	Drainers (details Pg 21-23)
Allis Chalmers	301 (2900 Series)	20-26912-01	25-26912-01	22-26912-01	Straight or 45°
Allis Chalmers	426T (3500 Series)	40-26814-01	45-26814-01	42-26814-03	Straight or 45°
Allison	VR731, AT545, MT640/3, MT650/3	20-12720-03	25-12720-01	22-12720-03	Straight
Allison	B300, B400, B500 (World Trans.), MD3560P, 4000 Series, Hybrid EP40, 3000	20-19016-03	25-19016-03	NA	Straight
Allison	Same models as above but 4" Sump Only	20-19016-04	25-19016-05	22-19016-04	Straight or 45°
Allison	6061	40-26814-01	45-26814-01	42-26814-03	Straight or 45°
Allison	MT654, HT755DR, some HT740	40-334115-01	45-334115-02	42-334115-01	Straight or 45°
Allison	HT740RS	20-22214-02	25-22214-02	22-22214-02	Straight or 45°
Allison	1000, 2000, 2500	10-12175-02	15-12175-01	12-12175-02	Straight or 45°
Briggs & Stratton	Small Engine w/ 3/8	40-17218-02	Call*	42-17218-02	Straight or 45°
Briggs & Stratton	Large Engine w/ 1/2	40-21514-02	45-21514-02	42-21514-02	Straight or 45°
Case— Tractor	504 CID (Older Tractors)	20-22218-02	25-22218-02*	22-22218-02	Straight
CASE - IH	305, 359, 504.5, 505 CID, Magnum Series, 5120-9240 Tractors, w/ Cummins 5.9	10-18150-06	15-18150-04	12-18150-06	Straight or 45°
CASE - IH	9250-9280, 9350-9390	50-25418-01	55-25418-01	52-25418-01	Straight or 45°
CASE - IH	With Scania Engine	10-24200-02	Call*	12-24200-02	Straight or 45°
CASE - IH	With IVECO Engine, P85, 6.7L, 8.3L	10-22150-11	15-22150-06	12-22150-06	Straight, 45°, 90°
CASE - IH	STX Tractors with Cummins QSX	10-27200-02	15-27200-02	12-27200-02	Straight, 45°, 90°
CAT	3108, 3054, 3056, 3204, 3208, some 4.4L	20-19016-04	25-19016-05	22-19016-04	Straight, 45°, 90°
CAT	3116, 3126, 3126B, C7, C9, C4 (when plug is on the side)	20-19016-05	25-19016-05	22-19016-05	Straight, 45°, 90°
CAT	4.4L (most) 3116, 3126, C7, C9 (when plug is on the bottom)	10-18150-06	15-18150-04	12-18150-06	Straight or 45°
CAT	3176, 3196, 3412, 3406 , 3408, C10, C11, C12 , C13, C16, Some 3306, C18, C30, 3456	20-28512-01	25-28512-02	22-28512-01	Straight, 45°, 90°
CAT	3304, some 3306, 3508	20-38112-01	Call*	22-38112-01	Straight, 45°, 90°
CAT & CAT ACERT	W/Tapered Pipe Plug	40-334115-01	45-334115-02	42-334115-01	Straight, 45°, 90°

Engine Make	Engine Model, Year, and Port Location	Standard Design Drain Plug Part #	Compact Design Drain Plug Part #	Speed Click® Design Drain Plug Part #	Drainers (details Pg 21-23)
CAT	3024C, C22	10-16150-02	15-16150-01	12-16150-02	Straight, 45°,90°
CAT	CT11-15	10-27200-01	15-27200-01	12-27200-01	Straight, 45°,90°
CAT ACERT	C13, C15 , C27, (Pass. Rear, Driver Front)	20-28512-01	25-28512-02	22-28512-01	Straight, 45°,90°
CAT ACERT	C13, C15 , C27, (Driver, Rear, Pass. Front)	20-33312-02	25-33312-02M	22-33312-02	Straight, 45°,90°
Chevy (GMC)	2016 & Older Duramax Diesel	10-14150-03	15-14150-01	12-14150-03	Straight or 45°
Chevy (GMC)	2017 & Newer Duramax Diesel	NA	15-12175-05	NA	Straight or 45°
Continental	Models from 41AL000200	20-19016-04	25-19016-05	22-19016-04	Straight or 45°
Continental	Engines from W4B00109	20-22218-02	25-22218-02*	22-22218-02	Straight or 45°
Cummins	QSK23	Call	Call	Call	
Cummins	ISX, QSX , Sig. 600, QST30, N15, X15	10-27200-02	15-27200-02	12-27200-02	Straight or 45°
Cummins	ISM, QSM, L10, M11, N14 , 444, 855 , QSK50, NTC, NT, NH, 350NT	50-25418-01	55-25418-01	52-25418-01	Straight, 45°,90°
Cummins	ISB, ISC, ISL, 6B, most 6C, M2, QSL, ISLG, ISQ, B&C Series, L9, 6.7L Diesel (in Dodge), L9 (Bottom), QSF 3.8L, ISF 3.8L, QSB (rare)	10-18150-06	15-18150-04	12-18150-06	Straight, 45°,90°
Cummins	ISB 6.7's (bottom & side) ISC, ISL, 6B, 6C (side), QSL, Hybrid, L9, 6.7L Diesel (Other), 3.3L, 4.5L, QSB (most) & L9 (Side), QSG12, X12, 8.3L	10-22150-11	15-22150-06	12-22150-06	Straight, 45°,90°
Cummins	4BT3.9, 6BT5.9, QSC, 355	10-18150-06	15-18150-04	12-18150-06	Straight, 45°,90°
Cummins	VT504, 555, QSK, V378C	20-19016-04	25-19016-05	22-19016-04	Straight, 45°,90°
Cummins	Dodge 5.9L Diesel (pre '95)	10-18150-06	15-18150-04	12-18150-06	Straight, 45°,90°
Cummins	Dodge 5.9L Diesel ('95 - '01)	10-22150-10	15-22150-09	NA	Straight, 45°,90°
Cummins	Dodge 5.9L Diesel ('02 - Current)	10-18150-06	15-18150-04	12-18150-06	Straight, 45°,90°
Cummins	KT1150, QSKT19	20-26912-01	25-26912-01	22-26912-01	Straight, 45°,90°
Cummins	QSK60, QSK45	10-42200-01	Call	Call	Straight, 45°,90°
Cummins	A2000, A2300, ISV	10-14150-03	15-14150-01	12-14150-03	Straight, 45°,90°
Detroit Diesel	352, 353, 453 (Side), 652, 853, Series 50, Series 60	40-26814-01	45-26814-01	42-26814-03	Straight, 45°,90°
Detroit Diesel	6V92, 6V71, 8V92, 8V71, 471T, 453 (Bottom)	40-21514-02	45-21514-02	42-21514-02	Straight, 45°,90°
Detroit Diesel	DD13/DD15/DD16	10-27200-01	15-27200-01	12-27200-01	Straight or 45°
Detroit Diesel	DD13 (Cast Aluminum Pan)	10-27200-01	15-27200-01	NA	Straight or 45°
Detroit Diesel	DD16 (Bottom)	10-22150-11	15-22150-06	12-22150-06	Straight or 45°
Detroit Diesel	DD13 (Motorcoach Bus - Side Port)	10-22150-11	NA	12-22150-06	45° or 90°

Drainers & Accessories Start on Page 18

* Allow 4 Weeks for Delivery

Engine Make	Engine Model, Year, and Port Location	Standard Design Drain Plug Part #	Compact Design Drain Plug Part #	Speed Click® Design Drain Plug Part #	Drainers (details Pg 21-23)
Detroit Diesel	DD5 (Most—Side) and DD8	10-22150-11	15-22150-06	12-22150-06	Straight, 45°,90°
Detroit Diesel	DD5 (Rare —Bottom)	10-20150-02	15-20150-02	12-20150-02	Straight, 45°,90°
Detroit Diesel	Series 40, Series 40E	10-25150-03	15-25150-03	12-25150-03	Straight, 45°,90°
Detroit Diesel	2000, some 4000 Series V8 & 12	10-27200-01	15-27200-01	12-27200-01	Straight, 45°,90°
Detroit Diesel	2000, some 4000 Series V8 & 12	40-26814-01	45-26814-01	42-26814-03	Straight, 45°,90°
Deutz	FM 1008	10-12150-02	15-12150-01	NA	Straight, 45°,90°
Deutz	F3L913, F4L913, F6L913, F8L413	10-30150-01	Call*	12-30150-01	Straight, 45°,90°
Deutz	F3L1011F, F4L1011F, 2011, TCD 2012	10-18150-06	15-18150-04	12-18150-06	Straight, 45°,90°
Deutz	F5L912, F6L912, F3L912	10-22150-11	15-22150-06	12-22150-06	Straight, 45°,90°
Deutz	W1140, W1450	10-16150-02	15-16150-01	12-16150-02	Straight, 45°,90°
Fiat (IVECO)	Z110, Z120TA, Z220, Z220T, Z230T, Z2340T, Z450T	10-22150-11	15-22150-06	12-22150-06	Straight, 45°,90°
Ford—Industrial	3 Cylinder (Old), 4-172G Forklift, 6.6L, 7.8L, 8.2L	20-19016-04	25-19016-05	22-19016-04	Straight, 45°,90°
Ford—Agriculture	Tractors with Ford Engines	20-19016-04	25-19016-05	22-19016-04	Straight, 45°,90°
Ford	7.3L, 6.0L, 6.4L Powerstroke	10-14125-03	15-14125-01	12-14125-03	Straight, 45°,90°
Ford	All Composite Oil Pans	10-21000-50	NA	NA	90° (#1091)
Ford	F250-F650 6.7L & 7.3L (Plastic Oil Pan) ('21 and Newer)	10-21000-50 **	NA	NA	Straight,
Ford	F250-F650 6.7L & 7.3L (Steel Oil Pan) - ('21 and Newer)	10-14150-01	12-14150-01	12-14150-03	Straight, 45°,90°
Ford	F250-F650 6.7L & 7.3L (Aluminum Oil Pan) ('21 and Newer)	10-12175-01	15-12175-01	12-12175-02	Straight, 45°,90°
Genesis	All	20-19016-04	25-19016-05	22-19016-04	Straight, 45°,90°
Hatz	2L31C	10-18150-06	15-18150-04	12-18150-06	Straight, 45°,90°
Henchell	Most	10-30150-01	Call*	12-30150-01	Straight, 45°,90°
Hino	DS50, EL100, EM100, EP100, E13C	10-30150-01	Call*	12-30150-01	Straight, 45°,90°
Hino	H06C, H07C, W04C, EC100	10-22150-11	15-22150-06	12-22150-06	Straight, 45°,90°
Hino	F21C, F20C, F17D, K13C, J05C, J08C, S05D, W04D, J08E, E13, J05E	10-18150-06	15-18150-04	12-18150-06	Straight, 45°,90°
Honda—Industrial	Most Engines	10-12150-02	15-12150-01	NA	Straight, 45°,90°
International	152, 187, 304, 345,392, 360, 404, 420 (6.9L), 7.3L (pre '95), 414	20-12720-03	25-12720-01	22-12720-03	Straight, 45°,90°

** Some applications require a custom hose length due to sway bar interference.**

Drainers & Accessories Start on Page 18

* Allow 4 Weeks for Delivery

Engine Make	Engine Model, Year, and Port Location	Standard Design Drain Plug Part #	Compact Design Drain Plug Part #	Speed Click® Design Drain Plug Part #	Drainers (details Pg 21-23)
International	461, 462, 478, 466 (pre '95), 537, 549, 550, 551 (pre '95), 986, 1086, 1486, 1466, D150, D170, D190, DT 366(pre '95), DT466 (pre '95)	20-22218-02	25-22218-02	22-22218-02	Straight, 45°,90°
International	VT275, VT365, T444E, MaxxForce 5	10-14125-03	15-14125-01	12-14125-03	Straight, 45°,90°
International	DT360 ('94 & on), DT408, DT530, DT466 ('94 - '04), DT570 (pre '05), HT530, HT570	10-25150-03	15-25150-03	12-25150-03	Straight, 45°,90°
International	Maxxforce 7 (pre '09)	10-14150-03	15-14150-01	12-14150-03	Straight, 45°,90°
International	Maxxforce 7 ('10 & on), DT466 ('05 & on), DT570 ('05 & on), Maxxforce LT, Maxxforce DT, Maxxforce 9 & 10	10-18150-06	15-18150-04	12-18150-06	Straight, 45°,90°
International	Maxxforce 11 (all), 13(all), and 15, N13, A26	10-27200-01	15-27200-01	12-27200-01	Straight, 45°,90°
International	A26 (Stainless Steel Pan- Bottom)	20-22214-02	25-22214-02	22-22214-02	Straight, 45°,90°
International	Maxxforce 15 w/ Cat engine	20-28512-01	25-28512-01	22-28512-01	Straight, 45°,90°
International	S13	10-24200-02	12-24200-02	NA	Straight, 45°,90°
Isuzu	6QA1&2, 6SA1&2, 6RA1, 6RB1, 6BF1, 8PA1, 8PB1, 8PC1, DA220, DA640, 12PB1 10PA1, 10PB2, OPC1,10PE1, 12PC1, E120, 4JJ1, 6SD1, Tier 3, 4JJ1X, 6UZ1	10-24200-02	Call*	12-24200-02	Straight, 45°,90°
Isuzu	3LB1, 3LD1, 4BD1&2, 4BC2, Tier2, 4BC1, 4BG1, 4FG1, 4HE1, 4HK1, 4JC1, 4JC2, 4JG1T, 4JG2, 4LE1, 4LE2, BA1, 6BB1,6BD1T, 6BG1T, 6BG1,6BF1,B Series, HE1, 6HF1, 6HK1, 6WA1, 6WG1, G161, C240	10-20150-02	15-20150-02	12-20150-02	Straight, 45°,90°
Isuzu	4BE1, 4BG2, 4JA1, 4JB1, 4ZC1, C223, C200, NQR, NPR 5.2L	10-14150-03	15-14150-01	12-14150-03	Straight, 45°,90°
Isuzu	NPR 6.0L	10-12175-02	15-12175-01	12-12175-02	Straight, 45°,90°
John Deere	JD Part # T20098	20-22220-02	Call*	22-22220-02	Straight, 45°,90°
John Deere	JD Part # R26727, 359+, 404, 466, 619, 955 CID	20-25414-01	Call*	22-25414-01	Straight, 45°,90°
John Deere	JD Part # T111565	10-16150-02	15-16150-01	12-16150-02	Straight, 45°,90°
John Deere	JD Part # M1746T, 359 CID (and Less)	20-22214-02	25-22214-02	22-22214-02	Straight, 45°,90°
John Deere	JD Part # R27175, 496CID, 4*50 & 4*55 Series	20-26912-01	25-26912-01	22-26912-01	Straight, 45°,90°

Engine Make	Engine Model, Year, and Port Location	Standard Design Drain Plug Part #	Compact Design Drain Plug Part #	Speed Click® Design Drain Plug Part #	Drainers (details Pg 21-23)
John Deere	JD Part # RE523251, RE46687, R515195, R116102, RE500611, RE507950, 4700, 4710, 4720, 4730 Sprayers	10-22150-11	15-22150-06	12-22150-06	Straight, 45°,90°
John Deere	JD Part # RE46685, 200D	10-18150-06	15-18150-04	12-18150-06	Straight, 45°,90°
John Deere	With 855 or L10 Cummins	50-25418-01	55-25418-01	52-25418-01	Straight, 45°,90°
John Deere (Ag Tractors)	4755-4960, 7200, 7400, 7600, 7700-7710, 7800-7810, 8100-8420, 8430, 9100-9520, 8.1L R Series tractors	20-26912-01	25-26912-01	22-26912-01	Straight, 45°,90°
John Deere (Ag Tractors)	9L R Series tractors, R84262	20-26912-02	NA	NA	Straight, 45°,90°
John Deere (Ag Tractors)	3010-3020, 4000-4020, 4230-4240, 4430-4440, 4620-4630	20-25414-01	Call*	22-25414-01	Straight, 45°,90°
John Deere (Ag Tractors)	2010, 2040, 2350-55, 2550-55, 2750-2955, 3050-3255, 4030	20-22214-02	25-22214-02	22-22214-02	Straight, 45°,90°
John Deere (Ag Tractors)	301-401, 820-830, 1020, 1070, 1520-1530, 2020-30, 2150, 2240-50, 2440, 2630-40, 6100, 6200, 6300, 6400, 6500	20-22220-02	Call*	22-22220-02	Straight, 45°,90°
Komatsu (These are Equipment #'s not Engine #'s)	3D72, 3D72-2BA (SN #1001-3000), 3D75, 3D75N, 3D78 (except 3D78-1F), 3D78N, 3D80, 3D84, 3D84N (except 3D84N-2AA),4D84, P35	10-22150-11	15-22150-06	12-22150-06	Straight, 45°,90°
Komatsu	KDP20T, KDP30T, KDP40T, S3D84, S3D84E, 1D75, 1D84, 2T75L, 3D62AE, 2D68E, 3D66, 3D72N, 3D78-1F, 3D84N-2AA, 3D84E, 2D75, 3D68E, 3D63	10-24150-03	15-24150-03	12-24150-03	Straight, 45°,90°
Komatsu	With Perkins	20-19016-04	25-19016-05	22-19016-04	Straight, 45°,90°
Kubota	Carrier Rfr –Ultra Phoenix 134, D1503, D722, 482, V3300, Comfort Pro/Guard, D1703, V2203	10-22150-11	15-22150-06	12-22150-06	Straight, 45°,90°
Kubota	D600, D750, D782, D850, D950, D905E, D1102, D1302, D1402, F2302, S2600, S2800, V1100, V1502, V1702, V1902, V4300, Z8600C, Z400, Z500, Z751, Z851, ZB, 600C, WG750, V2203 (Rare)	10-12125-02	15-12125-01	NA	Straight, 45°,90°
Kubota	V1903, V2003, Z600BM	10-16150-02	15-16150-01	12-16150-02	Straight, 45°,90°
Lombardini	15LD350	10-14150-03	15-14150-01	12-14150-03	Straight, 45°,90°
Mack	E3, EC3, EC5, E6	20-22214-02	25-22214-02	22-22214-02	Straight, 45°,90°
Mack	ASET, E7, CHC, E9	10-20150-02	15-20150-02	12-20150-02	Straight, 45°,90°

Drainers & Accessories Start on Page 18

* Allow 4 Weeks for Delivery

Engine Make	Engine Model, Year, and Port Location	Standard Design Drain Plug Part #	Compact Design Drain Plug Part #	Speed Click® Design Drain Plug Part #	Drainers (details Pg 21-23)
Mack	M200, M250, CS200, CS250	10-36200-01*	15-36150-01*	Call*	Straight, 45°,90°
Mack	MP7, MP8, MP10 (bottom), Midliners, 505, A1460, MPS, MD15	10-24150-03	15-24150-03	12-24150-03	Straight, 45°,90°
Mack	MP10 (side)	10-27200-01	15-27200-01	12-27200-01	Straight, 45°,90°
Mercedes	OM 904,OM 502	10-20150-02	15-20150-02	12-20150-02	Straight, 45°,90°
Mercedes	Cranes w/ Mercedes Engines				
Mercedes	Older Truck & Bus Engines	10-26150-01	15-26150-01	12-26150-01	Straight, 45°,90°
Mercedes	MBE 4000 (S/N < 833529), LT	10-26150-04	NA	12-26150-04	Straight, 45°,90°
Mercedes	MBE 4000 (S/N > 833529), GT, MBE 900/906, OM 460, 926	10-22150-11	NA	12-22150-14	Straight, 45°,90°
Mitsubishi	4P10, 4cyl	10-22150-11	15-22150-06	12-22150-06	Straight, 45°,90°
Mitsubishi	6D14-2AT, 6D1402A, K4E, 4G54, 6D24, 4D31	10-18150-06	15-18150-04	12-18150-06	Straight, 45°,90°
Mitsubishi	S62E	10-16150-02	15-16150-01	12-16150-02	Straight, 45°,90°
Mitsubishi	S4	10-14150-03	15-14150-01	12-14150-03	Straight, 45°,90°
Onan	QD10000, 6000KW, QT6000	10-22150-11	15-22150-06	12-22150-06	Straight, 45°,90°
Onan	QD7500, QD 8000	40-13818-01	45-13818-01	NA	Straight, 45°,90°
Paccar	PX6, PX8, PX7, PX9	10-18150-06	15-18150-04	12-18150-06	Straight, 45°,90°
Paccar	MX11 & MX13 – Side	10-20150-02	15-20150-02	12-20150-02	Straight, 45°,90°
Paccar	MX11 and MX13 – Bottom ('15 & older) MX13 with steel pan option ('16&newer)	10-26150-01	15-26150-01	12-26150-01	Straight, 45°,90°
Paccar	MX13 - Low Side	10-22150-11	15-22150-06	12-22150-06	Straight, 45°,90°
Paccar	MX Composite Pan (Bottom '16& newer)	10-17800-50	NA	NA	Straight
Perkins	Most (Including Forklifts), 6.6L	20-19016-04	25-19016-05	22-19016-04	Straight, 45°,90°
Perkins	2 Cyl, Rigmaster	10-12125-02	15-12125-01	NA	Straight, 45°,90°
Perkins	4 Cyl	10-16150-02	15-16150-01	12-16150-02	Straight, 45°,90°
Sisu	X27545 (Bottom)	10-22150-11	15-22150-06	12-22150-14	Straight, 45°,90°
Sisu	Tractor, X27545 (Side)	10-18150-06	15-18150-04	12-18150-06	Straight, 45°,90°
Scania	No Insert	Call*	Call*	Call*	
Scania	With Insert	10-24200-02	Call*	12-24200-02	Straight, 45°,90°
Thermoking	Yanmar & Isuzu	40-26814-01	45-26814-01	42-26814-03	Straight, 45°,90°
Toyota—Industrial	11Z, 13Z, 14Z, 1DZ, 1Z, 2H, 2J, 2Z, 5R, 2G, 2F	10-25150-03	15-25150-03	12-25150-03	Straight, 45°,90°

Engine Make	Engine Model, Year, and Port Location	Standard Design Drain Plug Part #	Compact Design Drain Plug Part #	Speed Click® Design Drain Plug Part #	Drainers (details Pg 21-23)
Toyota—Industrial	14B, 2F, 3P, 4P, 4D, 5R	10-18150-06	15-18150-04	12-18150-06	Straight, 45°,90°
Toyota—Industrial	2Y, 3F, 3Y, 4Y, 5K, 5Y	10-12125-02	15-12125-01	NA	Straight, 45°,90°
UD-Nissan	NE6T, FE6T, SD33T	10-24200-02	Call*	12-24200-02	Straight, 45°,90°
UD-Nissan	H20, D11, J15, SD22	30-16619-02	Call*	Call*	Straight, 45°,90°
Voith	Most	10-26150-01	15-26150-01	12-26150-01	Straight, 45°,90°
Voith	Some	10-30150-01	Call*	12-30150-01	Straight, 45°,90°
Volvo	TD Models, F6, F7, F86, N10/12, L90	20-22214-02	25-22214-02	22-22214-02	Straight, 45°,90°
Volvo	Grader, G940	10-32150-01	Call*	Call*	Straight, 45°,90°
Volvo - Truck	D-11, D-12, D-13, Most Late Model Engines, VED12D	10-24150-03	15-24150-03	12-24150-03	Straight, 45°,90°
Volvo - Truck	D-16 (Side/Edge of pan)	10-27200-01	15-27200-01	12-27200-01	Straight, 45°,90°
Volvo - Truck	D-16 (Bottom)	10-24150-03	15-24150-03	12-24150-03	Straight, 45°,90°
Wisconsin	V465D	40-26814-01	45-26814-01	42-26814-03	Straight, 45°,90°
Wisconsin	VG4D	40-21514-02	45-21514-02	42-21514-02	Straight, 45°,90°
Wisconsin	VH4D, AENL	40-17218-02	Call*	42-17218-02	Straight, 45°,90°
Wisconsin-Robin	EY18/3W, EY44W, EY27, W1340, W1185	10-14150-03	15-14150-01	12-14150-03	Straight, 45°,90°
Yanmar	1GM10, 3TN75EG2, 3TN82ES, 3TN75ES, 3TN75EG1, 3TN8EG1, 3TNA72ES, 3TNA72EG2, 3TN82EG2, 4TN85TEG2, 4TN85TES, 4TN82TEG1, 3TNV88, 3TNV84T, 4TNV88, 4TNV84T, 4TN82TES, TN82TEG2, 4TNV98, 4TNV98T	10-22150-11	15-22150-06	12-22150-06	Straight, 45°,90°
Yanmar	TS50, TS0C, TS60, TS60C, TS70, TS80, TS80C, TS105, TS105C, 2T72HLE, 2TNV88, 3TNV70, 3TNV74, 3TNV76, 3TNV82, 2T90LE, 3T80LE, 3T90LE, 75HLE, 3T84HLE, 2T90LE, 3TN663S, 3TN66EG2, 4PH-ME, PHMTE, All QM, JH, and TS series	10-16150-02	15-16150-01	12-16150-02	Straight, 45°,90°
Yanmar	6LY-UTE, 6CX-ETE, 6PH-ME, 6PH-MTE	10-20150-02	15-20150-02	12-20150-02	Straight, 45°,90°
Yanmar	3T95LE, 4T95LE, 4T95LTE, 6T95LE, 6T95LTE	10-24200-02	Call*	12-24200-02	Straight, 45°,90°
ZF	Some Transmissions	10-22150-11	15-22150-06	12-22150-06	Straight, 45°,90°

Vehicle Make	Model, Year, and Port Location	Standard Design Drain Plug Part #	Compact Design Drain Plug Part #	Speed Click® Design Drain Plug Part #	Drainers (details Pg 21-23)
Acura	All	10-14150-01	15-14150-01	12-14150-03	Straight or 90°
Audi	A3 1.4L, A3 2.0L, A3 3.2L, A4 2.0L, A4 Quattro 2.0L, A4 Quattro 3.1L, A4 Quattro 3.2L, A5 3.2L, A5 Quattro 3.2L, A6 2.8L, A6 3.1L, A6 3.2L, A6 Quattro 3.0L, A6 Quattro 3.1L, Q5 3.2L, Q7 3.0L, Q7 3.6L, Q7 4.2L, R8 4.2L, S3 2.0L, S4 4.2L, S5 4.2L, S6 5.2L, S8 5.2L, TT 2.0L, TT Quattro 2.0L, TT Quattro 3.2L	10-14150-01	15-14150-01	12-14150-03	Straight, 45°,90°
Audi	A6 Quattro 4.2L, A8 Quattro 4.2L, A8 Quattro 6.0L, R8 4.2L, R8 5.2L, RS5 4.2L, RS7 4.0L, R8 Spyder	10-24150-03	15-24150-03	12-24150-03	Straight, 45°,90°
Audi	90 Quattro, '90-'91 200 Quattro w/ 20 valve, '92-'94 S4, '95-'97 S6, '94-'98 Cabriolet, '95-'96 A6 Quattro, '97-'99 A4 Quattro w/ 4cyl, 1.8L Turbo	10-26150-01	15-26150-01	12-26150-01	Straight, 45°,90°
BMW	All (Besides those listed below)	10-12150-02	15-12150-01	NA	Straight or 90°
BMW	'14 X5 4.4L, 550I, 550I GT, 650I, 750I, 750LI, 760LI, Alpina B6, Alpina B7, X6 4.4L, 745I, M760I	10-18150-03	15-18150-04	12-18150-06	Straight, 45°,90°
BMW	'06 325XI	NA	NA	NA	
Buick	All (Besides those listed below)	10-12175-01	15-12175-01	12-12175-02	Straight, 45°,90°
Buick	'90-'95 4.3L Engines, All Engines Up to '95	20-12720-01	25-12720-01	22-12720-03	Straight, 45°,90°
Buick	Encore	10-14150-01	15-14150-01	12-14150-03	Straight, 45°,90°
Cadillac	All (Besides those listed below)	10-12175-01	15-12175-01	12-12175-02	Straight, 45°,90°
Cadillac	Catera	10-14150-01	15-14150-01	12-14150-03	Straight, 45°,90°
Cadillac	Brougham	20-12720-01	25-12720-01	22-12720-03	Straight, 45°,90°
Chevrolet	'90-'95 4.3L Engines, Engines Up to '95 (2.2L, 2.3L, 3.4L, 3.8L, 4.3L, 5.0L, 5.7L, 6.5L Diesel, 7.4L, and so on)	20-12720-01	25-12720-01	22-12720-03	Straight, 45°,90°
Chevrolet	'76-'82 Luv Pickup	10-20150-02	15-20150-02	12-20150-02	Straight, 45°,90°
Chevrolet	'14-'15 Cruze 2.0L	10-18150-03	15-18150-04	12-18150-06	Straight, 45°,90°
Chevrolet	'98 & Newer Prizm 4cyl, Pontiac Vibe, '85-'88 Nova, all 1.8L 2000-2002	10-12125-02	15-12125-01	NA	Straight, 45°,90°
Chevrolet	Cruze 1.4L Turbocharged, Cruze 1.4L Turbo, Cruze LMT 1.4L, Cruze LMT 1.8L, Express 2500 6.6L Diesel, Express 3500 6.6L, Express 4500 6.6L, Silverado 2500 6.6L, Silverado 3500 6.6L, Sonic 1.4L, Sonic 1.8L, Trax 1.4L, Volt 1.4L, all 1.8 after 2002	10-14150-01	15-14150-01	12-14150-03	Straight, 45°,90°

****If your oil pan is recessed, you will need a SB Standard plug****

Drainers & Accessories Start on Page 18

* Allow 4 Weeks for Delivery

Vehicle Make	Model, Year, and Port Location	Standard Design Drain Plug Part #	Compact Design Drain Plug Part #	Speed Click® Design Drain Plug Part #	Drainers (details Pg 21-23)
Chevrolet	Blazer 3.6L, Blazer 2.5L, Camaro 2.0L, Camaro 6.2L, Caprice 6.0L, Colorado 3.6L, Corvette 6.2L, Corvette 6.2L Super-charged, Equinox 2.4L, Equinox 3.6L, Express 2500 4.8L, Express 2500 6.0L, Express 3500 4.8L, Express 3500 6.0L, Express 4500 6.0L, Silverado 1500 4.3L, Silverado 1500 6.2L, Silverado 2500 6.0L, Silverado 3500 6.0L, SS 6.2L, Suburban 5.3L, Tahoe 5.3L, Traverse 3.6L, Camaro 2.0L, Camaro 3.6L, Caprice 3.6L, City Express 2.0L, Colorado 2.5L, Colorado 2.8L, Impala 2.5L, Impala 3.6L, Impala LMT 3.6L, Malibu 1.5L, Malibu 1.8L, Malibu 2.0L, Malibu LMT 2.5L, Silverado 1500 5.3L	10-12175-01	15-12175-01	12-12175-02	Straight, 45°,90°
Chrysler	300 2.7L, 300 3.5L, 300 5.7L, 300 6.1L, Aspen 5.7L, Cirrus 2.4L, PT 2.4L, Sebring 2.4L, Sebring 2.7L, Sebring 3.5L, Town & Country 3.3L, Town & Country 3.8L, Town & Country 4.0L, Pacifica 3.6L, Voyager 3.6L	10-14150-01	15-14150-01	12-14150-03	Straight, 45°,90°
Chrysler	Aspen 4.7L, ('96-00 Sebring Coupe 2.0L, 2.5L)	20-12720-01	25-12720-01	22-12720-03	Straight, 45°,90°
Dodge	Atos 1.1L, Attitude 1.6L, H100 2.5L, Viper 8.4L, 8.1L, ('98 & Earlier - 2.7L, 3.2L, 3.3L, 3.5L, 3.8L), (Gas Engines - 3.9L, 5.2L, 5.9L, 8.0L, 8.3L)	20-12720-01	25-12720-01	22-12720-03	Straight, 45°,90°
Dodge	Avenger 2.4L, Avenger 2.7L, Avenger 3.5L, Caliber 1.8L, Caliber 2.0L, Caliber 2.4L, Challenger 3.5L, Challenger 5.7L, Challenger 6.1L, Charger 2.7L, Charger 3.5L, Charger 5.7L, Charger 6.1L, Dakota 3.7L, Dakota 4.7L, Durango 3.7L, Durango 4.7L, Durango 5.7L, Grand Caravan 3.3L, Grand Caravan 3.8L, Grand Caravan 4.0L, Journey 2.4L, Journey 3.5L, Nitro 3.7L, Nitro 4.0L, Ram 1500 3.7L, Ram 1500 4.7L, Ram 1500 5.7L, Ram 2500 5.7L, Ram 3500 5.7L, Sprinter 2500 3.0L, Sprinter 3500 3.0L, Diesel Fiat, ('82 & Newer Mitsubishi Engines), ('01 & Newer Stratus Coupe),	10-14150-01	15-14150-01	12-14150-03	Straight, 45°,90°

****If your oil pan is recessed, you will need a SB Standard plug****

Drainers & Accessories Start on Page 18

* Allow 4 Weeks for Delivery

Vehicle Make	Model, Year, and Port Location	Standard Design Drain Plug Part #	Compact Design Drain Plug Part #	Speed Click® Design Drain Plug Part #	Drainers (details Pg 21-23)
Dodge	Ram 1500 to 3500 3.0L Eco Diesel *Check for frame clearance*	N/A	15-14150-01	N/A	90° Only
Dodge	2.0L Neon '95 & Newer, 2.4L Turbo SRT-4, 2.4L Stratus '95 & Newer, ('07 & Newer 1.8L, 2.0L, 2.4L Caliber), ('82 & Newer 1.7L, 3.0L, 2.4L, 2.6L), ('03 & Newer 3.7L, 5.7L, 6.1L, Sprinter Van 2.7L Diesel, 6.4L)	10-14150-01	15-14150-01	12-14150-03	Straight, 45°,90°
Dodge	Ram 2500 5.9L, Ram 2500 6.7L, Ram 3500 5.9L, Ram 3500 6.7L, ('82 & Earlier Mitsubishi Engines), ('82 & Earlier 2.6L engines)	10-18150-06	15-18150-04	12-18150-06	Straight, 45°,90°
Ford	All Composite Oil Pans	10-21000-50	NA	NA	90° (#1091)
Ford	LCF 4.5L, F-650 L6 6.7L, F-650 L6 7.2L, F-750 L6 6.7L, F-750 L6 7.2L, 5.0L 302cid ('96 & Earlier), 5.8L 352cid ('92 & Earlier), 7.3L ('87-'94), 7.5L 46cid ('85 & Earlier)	20-12720-01	25-12720-01	22-12720-03	Straight, 45°,90°
Ford	E-150 4.6L Flex, E-150 5.4L CNG, E-250 5.4L LPG, E-350 5.4L CNG, E-350 6.8L, E-450 5.4L CNG, E-350 6.8L, E-350 6.8L CNG, E-350 6.8L LPG, E-450 5.4L V8 CNG, E-450 6.8L, Expedition 5.4L, Explorer 2.0L Ecoboost L4, Flex 3.5L V6 Duratec, Flex 3.5L V6 Ecoboost DOHC, F-250 Super Duty 6.2L SOHC, F-250 Super Duty 6.7L, F-350 Super Duty 6.2L SOHC, F-350 Super Duty 6.7L diesel, F-550 6.7L Diesel Turbo, F-550 6.8L, F53 6.8L, F53 6.8L V10 CNG, F53 6.8L V10 LPG, Fiesta 1.6L, Focus Electric, Fusion 3.5L Duratec, Mustang 5.4L, Transit Connect 2.0L L4	10-14150-01	15-14150-01	12-14150-03	Straight, 45°,90°
Ford	Econoline E-350 Super Duty 6.0L, F-250 Super Duty 6.4L, F-350 Super Duty 6.4L, F-450 Super Duty 6.0L, F-450 Super Duty 6.4L, F-550 Super Duty 6.4L, 7.3L Diesel ('95 & Newer), 6.0L Diesel ('03 & Newer), 6.4L Diesel ('08 & Newer)	10-14125-01	15-14125-01	12-14125-03	Straight, 45°,90°
Ford	F250-F650 6.7L & 7.3L (Plastic Oil Pan) ('21 and Newer)	10-21000-50 **	NA	NA	Straight, 45°,90°

** Some applications require a custom hose length due to sway bar interference.**

****If your oil pan is recessed, you will need a SB Standard plug****

Drainers & Accessories Start on Page 18

* Allow 4 Weeks for Delivery

Vehicle Make	Model, Year, and Port Location	Standard Design Drain Plug Part #	Compact Design Drain Plug Part #	Speed Click® Design Drain Plug Part #	Drainers (details Pg 21-23)
Ford	F250-F650 6.7L & 7.3L (Steel Oil Pan) - M14x1.5mm ('21 and Newer)	10-14150-01	NA	NA	Straight, 45°,90°
Ford	F250-F650 6.7L & 7.3L (Aluminum Oil Pan) ('21 and Newer)	10-12175-01	NA	NA	Straight, 45°,90°
Ford	C-MAX 2.0L L4 Hybrid, Edge 2.0L Turbo Ecoboost L4, Edge 2.7L Turbo, Edge 3.5L, Escape 2.0L L4 Turbo, Escape 2.5L L4, Expedition 3.5L Turbo, Explorer 2.3L L4 Turbo, Explorer 3.5L, Explorer 3.5L Turbo, F-150 3.5L, F-150 5.0L, Flex 3.5L, Flex 3.5L Turbo, Focus 2.0L L4, Focus 2.3L L4 Turbocharged, Focus 2.3L L4 Turbocharged, Focus 999CC L3 Turbocharged, Mustang 2.3L L4 Turbo, Mustang 3.7L, Mustang 5.0L, Mustang 5.2L, Police Sedan 3.5L, Police Sedan 3.5L Turbo, Police Sedan 3.7L, Police Utility 3.5L Turbo, Police Utility 3.7L, Special Service Police Sedan 2.0L L4 Turbo, Taurus 2.0L L4 Turbo, Taurus 3.5L, Taurus 3.5L Turbo, Transit-150 3.5L Turbo, Transit-150 3.7L, Transit-250 3.5L Turbo, Transit-250 3.7L, Transit-350 3.2L L5 Diesel Turbo, Transit-350 3.5L Turbo, Transit-350 3.7L, Transit-350 3.7L, Transit Connect 2.5L L4	10-12175-01	15-12175-01	12-12175-02	Straight or 90°
GMC	C4500, C5500, Savana 2500 6.6L, Savana 3500 6.6L, Savana 4500 6.6L, Sierra 2500 6.6L, Sierra 3500 6.6L	10-14150-01	15-14150-01	12-14150-03	Straight or 90°
GMC	Acadia, Canyon, Savana (except those above), Sierra (except those above), Terrain, Yukon	10-12175-01	15-12175-01	12-12175-02	Straight or 90°
GMC	Most '90 and Earlier GMC Cars & Trucks	20-12720-01	25-12720-01	22-12720-03	Straight or 90°
GMC	2016 & Older Duramax Diesel	10-14150-03	15-14150-01	12-14150-03	Straight or 90°
GMC	2017 & Newer Duramax Diesel	NA	15-12175-05	NA	Straight or 90°
Honda	1983 and Earlier	10-20150-02	15-20150-02	12-20150-02	Straight or 90°
Honda	1984 and Newer	10-14150-01	15-14150-01	12-14150-03	Straight or 90°
Hyundai	All (Accent, Azera, Elantra, Equus, Genesis, Ioniq, Kona, Santa Fe, Sonata, Tucson, Veracruz, and so on)	10-14150-01	15-14150-01	12-14150-03	Straight or 90°

****If your oil pan is recessed, you will need a SB Standard plug****

Drainers & Accessories Start on Page 18

* Allow 4 Weeks for Delivery

Vehicle Make	Model, Year, and Port Location	Standard Design Drain Plug Part #	Compact Design Drain Plug Part #	Speed Click® Design Drain Plug Part #	Drainers (details Pg 21-23)
Infiniti	All (EX, FX, G3, M35, M45, M37, M56, QX, Q70, Q50, Q70, Q60, and so on)	10-12125-02	15-12125-01	NA	Straight or 90°
Isuzu Car	All (FTR, FVR, FXR, NPR, NQR, NRR, Reach, and so on)	10-14150-01	15-14150-01	12-14150-03	Straight or 90°
Isuzu Truck	All (Except the '91 & Newer 3.1L)	10-14150-01	15-14150-01	12-14150-03	Straight or 90°
Isuzu Truck	'91 & Newer 3.1L	10-12125-02	15-12125-01	NA	Straight or 90°
Jaguar	XE, XF, XJ, XK, XKR, XJ, F-Type, XJR, F-Pace, E-Pace	10-14150-01	15-14150-01	12-14150-03	Straight or 90°
Jaguar	'20 XE 2.0L	10-12125-02	15-12125-01	NA	Straight or 90°
Jeep	('92-'02) 2.5L 4cyl, ('92-'06) 4.0L 6cyl	20-12720-01	25-12720-01	22-12720-03	Straight or 90°
Jeep	(Up to '91 - 2.5L), (Up to '91 - 4.0L), (Up to '91 - 4.2L)	10-14125-01	15-14125-01	12-14125-03	Straight or 90°
Jeep	2.8L Turbo Diesel	30-16619-02	NA	NA	Straight or 90°
Jeep	Cherokee, Commander, Compass, Grand Cherokee, Liberty 3.7L, Patriot, Renegade, Wrangler	10-14150-01	15-14150-01	12-14150-03	Straight or 90°
Jeep	Liberty 2.5L, Liberty 2.8L	40-17218-02	NA	42-17218-02	Straight or 90°
Kia	All (Amanti, Borrego, Cadenza, Forte, Magentis, Niro, Optimas, Rio, Sorento, Spectra, Sportage, Telluride, and so on)	10-14150-01	15-14150-01	12-14150-03	Straight or 90°
Land Rover	LR2, LR3, LR4, Range Rover, Discovery	10-14150-01	15-14150-01	12-14150-03	Straight or 90°
Land Rover	LR2 3.2L	10-18150-03	15-18150-04	12-18150-06	Straight or 90°
Lexus	All (ES, GS, GX, IS, KC, CT, RX, LS, NX, RC, LC, LX, and so on)	10-12125-02	15-12125-01	NA	Straight or 90°
Lincoln	Navigator 5.4L, Town Car 4.6L	10-14150-01	15-14150-01	12-14150-03	Straight or 90°
Lincoln	MKS, MKX, MKZ, MKT, MKX, Continental, Navigator 3.5L, Aviator, Nautilus, 3.0L Duratec 24 Valve, 3.5L Duratec 24 Valve	10-12175-01	15-12175-01	12-12175-02	Straight or 90°
Lincoln	'59 - '85 Models (Except 2.4L Diesel Turbo)	20-12720-01	25-12720-01	22-12720-03	Straight or 90°
Mazda	6 3.7L, Tribute 3.0L, B2300, CX-9 3.7L, '96 - '03 Pickups w/ 4cyl, '00 - '01 MPV w/ 2.5L V6	10-12175-01	15-12175-01	12-12175-02	Straight or 90°
Mazda	2 1.5L, 3 2.0L, 3 2.3L, 5 2.3L, 6 2.5L, CX-3, CX-5, CX-7, CX-9 2.5L, MX-5 MIATA, Tribute 2.5L, B4000, RX-8,	10-14150-01	15-14150-01	12-14150-03	Straight or 90°
Mercedes-Benz	560SL, 450SL, 450SLC, 380SL, 380SLC	10-26150-01	15-26150-01	12-26150-01	Straight or 90°

****If your oil pan is recessed, you will need a SB Standard plug****

Drainers & Accessories Start on Page 18

* Allow 4 Weeks for Delivery

Vehicle Make	Model, Year, and Port Location	Standard Design Drain Plug Part #	Compact Design Drain Plug Part #	Speed Click® Design Drain Plug Part #	Drainers (details Pg 21-23)
Mercedes-Benz	B200, C230, C300, C350, C63 AMG CL550, CL600, CL65 AMG, CLK350, CLK550, CLS550, E300, E320 Turbo Diesel, E550, G55 AMG, G550, GL450, GL550, ML550, R320, R350, S450, S550, S600, S65 AMG, SL550, SL600, SL65 AMG, SLK300, SLK350, SLK55 AMG, SLR McLaren, Sprinter, GLK350, (After '84 190D & 190E), 300D (After '85), 300SDL, 300CE, 300SE	10-14150-01	15-14150-01	12-14150-03	Straight or 90°
Mercedes-Benz	CL63 AMG, CLK63 AMG, CLS63 AMG, E63 AMG, GL320, ML320, ML63 AMG, S63 AMG, SL63 AMG, CLS550, R350, SLS AMG, E3, GLE450 AMG Hybrid, (Up to '84 190D & 190E), 300D (Up to '85)	10-12150-02	15-12150-01	NA	Straight or 90°
Mini Cooper	F54, F55, F56, F57, F60, Cooper S Clubman, John Cooper Works	10-12150-02	15-12150-01	NA	Straight or 90°
Mini Cooper	R55, R56, R57, R58, R59, R60, R61, Cooper 1.5L, Cooper 2.0L Turbo, Cooper Countryman, Cooper Country 2.0L Turbo	10-16150-02	15-16150-01	12-26150-02	Straight or 90°
Mitsubishi	Eclipse, Endeavor, Galant, Lancer, Mirage, Outlander, Raider	10-14150-01	15-14150-01	12-14150-03	Straight or 90°
Mitsubishi	Fuso	10-18150-03	15-18150-04	12-18150-06	Straight or 90°
Nissan	Titan XD 5.0L Turbo Diesel	10-14150-01	15-14150-01	12-14150-03	Straight or 90°
Nissan	350Z, 370Z, Altima, Armada, Camiones, Cube, Frontier, GT-R, Maxima, Murano, NP300, Pathfinder, Platina, Quest, Rogue, Sentra, Tiida, Titan, Tsuru, Versa, Xterra	10-12125-02	15-12125-01	NA	Straight or 90°
Peugot	505 Gas Turbo	10-20150-02	15-20150-02	12-20150-02	Straight or 90°
Peugot	307, 308, Grand Raid, Manager, Partner	10-16150-02	15-16150-01	12-26150-02	Straight or 90°
Pontiac	Engines Up to 1995	20-12720-01	25-12720-01	22-12720-03	Straight or 90°
Pontiac	Vibe 2.4L, '03 & Newer (Toyota Engine)	10-12125-02	15-12125-01	NA	Straight or 90°
Pontiac	G5, G6, G8, Matiz, Montana, Solstice, Torrent, Wave5, Vibe 1.8L	10-12175-01	15-12175-01	12-12175-02	Straight or 90°
Pontiac	G3 1.6L	10-14150-01	15-14150-01	12-14150-03	Straight or 90°
Renault	All	10-16150-02	15-16150-01	12-16150-02	Straight or 90°
Saab	'03 & Newer 9-3, 9-7 Models (GM Engines)	10-12175-01	15-12175-01	12-12175-02	Straight or 90°
Saab	'05 & Newer 9-2X Model (Subaru Engines)	10-20150-02	15-20150-02	12-20150-02	Straight or 90°

Drainers & Accessories Start on Page 18



















* Allow 4 Weeks for Delivery

Vehicle Make	Model, Year, and Port Location	Standard Design Drain Plug Part #	Compact Design Drain Plug Part #	Speed Click® Design Drain Plug Part #	Drainers (details Pg 21-23)
Saturn	Astra 1.8L, LS2, LW2, L300, LW300	10-14150-01	15-14150-01	12-14150-03	Straight or 90°
Saturn	Aura 2.4L, Aura 3.6L, Outlook 3.6L, Sky 2.0L, Sky 2.4L, Vue 2.4L, Vue 3.5L, Vue 3.6L, 3.5L V6, 3.6L V6, SC1, SC2, SL1, SL2, SW1, SW2, L100, L200, LW200	10-12175-01	15-12175-01	12-12175-02	Straight or 90°
Subaru	Call for sizing				
Suzuki	All (Boulevard M109R, Equator, Grand Vitara, Kizashi, Swift, SX4, XL-7, and so on)	10-14150-01	15-14150-01	12-14150-03	Straight or 90°
Toyota	86 2.0L	10-16150-02	15-16150-01	12-16150-02	Straight or 90°
Toyota	4Runner, Avalon, Camry, Corolla, C-HR, FJ Cruiser, Hiace, Highlander, Land Cruiser, Matrix, Prius, Rav4, Sequoia, Sienna, Tacoma, Tundra, Venza, Yaris	10-12125-02	15-12125-01	NA	Straight or 90°
Volkswagen	Touareg 4.2L	10-24150-03	15-24150-03	12-24150-03	Straight or 90°
Volkswagen	Arteon, Atlas, Beetle (pre '18), Bora, CC2, CC4, C3.6L, Crossfox, Derby, E-Golf, Eos, Eurovan, Golf (pre '15), GTI (pre '16), Jetta, Lupo, Passat, Passat CC, Pickup 1.8L, Pointer, Rabbit, Routan, Sportvan, Tiguan, Touareg 3.0L, Touareg 3.6L, Van 1.8L	10-14150-01	15-14150-01	12-14150-03	Straight or 90°
Volvo	4 cyl. (Up To '95) & 6 cyl. (Up To '75)	20-19016-05	25-19016-05	22-19016-05	Straight or 90°
Volvo	6 cyl. Engines ('76 - '82)	10-16150-02	15-16150-01	12-16150-02	Straight or 90°
Volvo - Penta	All	20-22214-02	25-22214-02	22-22214-02	Straight or 90°
Volvo	C30, C70, S40, S60, Cross Country, Inscription, Polestar, S80, S90, V50, V60, V70, V90, XC40, XC60, XC70, XC90, Diesel Turbo Engines, 6 Cylinder Engines ('83 & Newer), 4 Cylinder Engines ('00 - '04)	10-18150-03	15-18150-04	12-18150-06	Straight or 90°

****If your oil pan is recessed, you will need a SB Standard plug****

Drainers & Accessories Start on Page 18

* Allow 4 Weeks for Delivery

<p>Small Straight Drainer - Use with all Small Bottom (SB) Standard Design drain plugs. Part # 1001</p>		<p>Cap Chain Retrofit (with clip) - Used to retrofit Standard Design Small (SB) or Large Bottom (LB) drain plugs. Part # 1009C (LB) and 1019C (SB)</p>	
<p>Large Straight Drainer - Use with all Large Bottom (LB) Standard Design drain plugs. Part # 1002</p>		<p>Cap Chain - Used with dust caps on Small (SB) or Large (LB) Standard Design drain plugs. Add C to Part # when ordering</p>	
<p>Large 45 Degree Drainer - Use with all Large Bottom (LB) Standard Design drain plugs. Part # 1046</p>		<p>End Cap - Used to wall-mount a drainer or can be used to suck fluid (see Part #1030). Part # 1014</p>	
<p>Small 90 Degree Drainer - Use with all Small Bottom (SB) Standard Design drain plugs. Part # 1003</p>		<p>Small Straight Drainer (3/4 NPT) - Connects to all Small Bottom (SB) Standard Design drain plugs. Commonly used with suction systems. Part # 1015*</p>	
<p>Large 90 Degree Drainer - Use with all Large Bottom (LB) Standard Design drain plugs. Part # 1004</p>		<p>Large 90 Degree Drainer Low Profile - Use with all Large Bottom (LB) Standard Design drain plugs. Part # 1091</p>	
<p>Large Straight Drainer (3/4 NPT) - Connects to all Large Bottom (LB) Standard Design drain plugs. Commonly used with suction systems. Part # 1016</p>		<p>Small 45 Degree Drainer - Use with all Small Bottom (SB) Standard Design drain plugs. Part # 1049</p>	
<p>90 Degree Straight Drainer (3/4 NPT) - Connects to all Large Bottom (LB) Standard Design drain plugs. Commonly used with suction systems. Part # 1018</p>		<p>Stinger - Used to drain fluids where the fluid level is below the drain plug (e.g. Differentials). Part # 1030</p>	
<p>Small Round Dust Cap - Replacement dust cap for all Small Bottom (SB) Standard Design drain plugs. Part # 1019</p>		<p>Small Sampler - Allows for easy sampling from all Small Bottom (SB) Standard Design drain plugs. Part # 1007*</p>	
<p>Large Round Dust Cap - Replacement dust cap for all Large Bottom (LB) Standard Design drain plugs. Part # 1020</p>		<p>Large Sampler - Allows for easy sampling from all Large Bottom (LB) Standard Design drain plugs. Part # 1008</p>	
<p>Non Return Valve - Eliminates backflow when used with suction systems. Use with 1015 through to 1018. Part # SC 3040</p>			

For any custom parts or applications, please call our sales team for assistance

* Allow 4 Weeks for Delivery

<p>Small Straight Drainer - Use with all Small Bottom (SB) Compact Design drain plugs. Part # CD 2001</p>		<p>Small 45 Degree Drainer - Use with all Small Bottom (SB) Compact Design drain plugs. Part # CD 2049</p>	
<p>Large Straight Drainer - Use with all Large Bottom (LB) Compact Design drain plugs. Part # CD 2002</p>		<p>Small Round Dust Cap - Replacement dust cap for all Small Bottom (SB) Compact Design drain plugs. Part # CD 2019</p>	
<p>Small 90 Degree Drainer - Use with all Small Bottom (SB) Compact Design drain plugs. Part # CD 2003</p>		<p>Large Round Dust Cap - Replacement dust cap for all Large Bottom (LB) Compact Design drain plugs. Part # CD 2020</p>	
<p>Large 90 Degree Drainer - Use with all Large Bottom (LB) Compact Design drain plugs. Part # CD 2004</p>		<p>Large 90 Degree Drainer Low Profile - Use with all Large Bottom (LB) Compact Design drain plugs. Part # CD 2091</p>	
<p>Small Sampler - Allows for easy sampling from all Small Bottom (SB) Compact Design drain plugs. Part # CD 2007*</p>		<p>Large 45 Degree Drainer - Use with all Large Bottom (LB) Compact Design drain plugs. Part # CD 2046</p>	
<p>Large Sampler - Allows for easy sampling from all Large Bottom (LB) Compact Design drain plugs. Part # CD 2008/SC 3008</p>		<p>Small Straight Drainer (3/4 NPT) - Connects to all Small Bottom (SB) Compact Design drain plugs. Used with suction systems. Part # CD 2015 *</p>	
<p>Magnet - A replacement valve on Small or Large bottom Compact Design drain plugs that attracts metallic debris. Add M to Part # *</p>		<p>Large Straight Drainer (3/4 NPT) - Connects to all Large Bottom (LB) Compact Design drain plugs. Used with suction systems. Part # CD 2016 *</p>	
<p>Non Return Valve - Eliminates backflow when used with suction systems. Use with 2015 through to 2018. Part # SC 3040</p>		<p>Large 90 Degree Drainer (3/4 NPT) - Connects to all Large Bottom (LB) Compact Design drain plugs. Used with suction systems. Part # CD 2018 *</p>	

For any custom parts or applications, please call our sales team for assistance

* Allow 4 Weeks for Delivery

<p>Large Sampler - Allows for easy sampling from all Speed Click® Design drain plugs. Part # CD 2008/SC 3008</p>		<p>Straight Clicker (3/4" NPT) - Use with all Speed Click® plugs. Drain tool with larger 3/4" brass female outlet for suction system applications. Part # SC 3094</p>	
<p>Cap Chain - Use with dust caps on Speed Click® Design No-Spill® drain plugs. Add C to Part # when ordering</p>		<p>45 Degree Clicker (3/4" NPT) - Use with all Speed Click® plugs. Drain tool with larger 3/4" brass female outlet for suction system applications. Part # SC 3096</p>	
<p>Cap Chain Retrofit (with clip) - Used to retrofit Speed Click® Design No-Spill® drain plugs (not exactly as shown). Part # SC 3009C</p>		<p>90 Degree Clicker (3/4" NPT) - Use with all Speed Click® plugs. Drain tool with larger 3/4" brass female outlet for suction system applications. Part # SC 3098</p>	
<p>Large Round Dust Cap - Replacement dust cap for all Speed Click® Design No-Spill® drain plugs. Part # SC 3020</p>		<p>Straight Clicker (1/2" NPT) - Use with all Speed Click® Design No-Spill® drain plugs. Part # SC 3044</p>	
<p>Non Return Valve + 1/2" NPT Reducer - Eliminates backflow when used with suction systems. Use with Part SC 3046 through to SC 3048. Part # SC 3041</p>		<p>45 Degree Clicker (1/2" NPT) - Use with all Speed Click® Design No-Spill® drain plugs. Part # SC 3046</p>	
<p>End Cap - Used to wall-mount a drainer or can be used to suck fluid (see Part # SC 3030). Part # SC 3042</p>		<p>90 Degree Clicker (1/2" NPT) - Use with all Speed Click® Design No-Spill® drain plugs. Part # SC 3048</p>	
<p>Non Return Valve - Eliminates backflow when used with suction systems. Use with SC 3044 through to SC 3098. Part # SC 3040</p>		<p>Stinger - Used to drain fluids where the fluid level is below the drain plug (e.g. Differentials). Part # SC 3030</p>	

For any custom parts or applications, please call our sales team for assistance

* Allow 4 Weeks for Delivery

Standard Drain Plug	Applicable Drainers	Torque Specs
Part#	Part #	ft/lbs
10-12125-02	1002 (straight), 1046 (45°) or 1004 (90°)	12
10-12150-02	1002 (straight), 1046 (45°) or 1004 (90°)	12
10-12175-01	1001 (straight), or 1003 (90°)	12
10-12175-02	1002 (straight), 1046 (45°) or 1004 (90°)	14
10-14125-01	1001 (straight), or 1003 (90°)	20
10-14125-03	1002 (straight), 1046 (45°) or 1004 (90°)	20
10-14150-01	1001 (straight), or 1003 (90°)	20
10-14150-03	1002 (straight), 1046 (45°) or 1004 (90°)	20
10-16150-02	1002 (straight), 1046 (45°) or 1004 (90°)	25
10-18150-06	1002 (straight), 1046 (45°) or 1004 (90°)	30
10-18150-03	1001 (straight), or 1003 (90°)	20
10-20150-02	1002 (straight), 1046 (45°) or 1004 (90°)	35
10-22150-10 See note between asterisks * below	1002 (straight), 1046 (45°) or 1004 (90°)	*50/35*
10-22150-11 See note between asterisks * below	1002 (straight), 1046 (45°) or 1004 (90°)	*50/35*
10-24150-03	1002 (straight), 1046 (45°) or 1004 (90°)	40
10-24200-02	1002 (straight), 1046 (45°) or 1004 (90°)	40
10-25150-03	1002 (straight), 1046 (45°) or 1004 (90°)	50
10-26150-01	1002 (straight), 1046 (45°) or 1004 (90°)	50
10-26150-04	1002 (straight), 1046 (45°) or 1004 (90°)	50
10-27200-01 See note between asterisks * below	1002 (straight), 1046 (45°) or 1004 (90°)	*50/35*
10-27200-02	1002 (straight), 1046 (45°) or 1004 (90°)	50
10-30150-01	1002 (straight), 1046 (45°) or 1004 (90°)	50
10-32150-01	1002 (straight), 1046 (45°) or 1004 (90°)	50



See **page 18** for a full list of Standard Design drain tools and accessories.

Don't see what you need?
Call us! We're always happy to help.

Standard Drain Plug	Applicable Drainers	Torque Specs
Part#	Part #	ft/lbs
20-12720-01	1001 (straight), or 1003 (90°)	12
20-12720-03	1002 (straight), 1046 (45°) or 1004 (90°)	12
20-19016-03	1001 (straight), or 1003 (90°)	30
20-19016-04	1002 (straight), 1046 (45°) or 1004 (90°)	30
20-19016-05	1002 (straight), 1046 (45°) or 1004 (90°)	30
20-22214-02	1002 (straight), 1046 (45°) or 1004 (90°)	35
20-22218-02	1002 (straight), 1046 (45°) or 1004 (90°)	40
20-22220-02	1002 (straight), 1046 (45°) or 1004 (90°)	40
20-25414-01	1002 (straight), 1046 (45°) or 1004 (90°)	45
50-25418-01	1002 (straight), 1046 (45°) or 1004 (90°)	50
20-26912-01	1002 (straight), 1046 (45°) or 1004 (90°)	50
20-28512-01	1002 (straight), 1046 (45°) or 1004 (90°)	50
20-33312-02	1002 (straight), 1046 (45°) or 1004 (90°)	60
20-38112-01	1002 (straight), 1046 (45°) or 1004 (90°)	60
40-13818-01	1001 (straight), or 1003 (90°)	20
40-17218-02	1002 (straight), 1046 (45°) or 1004 (90°)	30
40-21514-01	1001 (straight), or 1003 (90°)	35
40-21514-02	1002 (straight), 1046 (45°) or 1004 (90°)	35
40-26814-01 See note between asterisks * below	1002 (straight), 1046 (45°) or 1004 (90°)	*50/35*
40-334115-01	1002 (straight), 1046 (45°) or 1004 (90°)	60
30-16619-02	1002 (straight), 1046 (45°) or 1004 (90°)	20
30-20914-03	1002 (straight), 1046 (45°) or 1004 (90°)	30
30-26414-01	1002 (straight), 1046 (45°) or 1004 (90°)	50
30-33211-01	1002 (straight), 1046 (45°) or 1004 (90°)	50

STANDARD DESIGN DRAINERS

****Aluminum pan 50 ft/lbs or Composite pan 35 ft/lbs****

Compact Drain Plug	Applicable Drainers	Torque Specs
Part#	Part#	ft/lbs
15-12125-01	CD2001 (straight), CD 2003 (90°)	12
15-12150-01	CD2001 (straight), CD 2003 (90°)	12
15-12175-01	CD2001 (straight), CD 2003 (90°)	12
15-12175-05	CD2001 (straight), CD 2003 (90°)	12
15-14125-01	CD2001 (straight), CD 2003 (90°)	20
15-14150-01	CD2001 (straight), CD 2003 (90°)	20
15-16150-01	CD2001 (straight), CD 2003 (90°)	20
15-18150-04	CD2002 (straight), CD 2046 (45°) or CD 2004 (90°)	30
15-20150-02	CD2002 (straight), CD 2046 (45°) or CD 2004 (90°)	35
15-22150-06	CD2002 (straight), CD 2046 (45°) or CD 2004 (90°)	*50/35*
15-22150-09	CD2002 (straight), CD 2046 (45°) or CD 2004 (90°)	*50/35*
15-24150-03	CD2002 (straight), CD 2046 (45°) or CD 2004 (90°)	40
15-25150-03	CD2002 (straight), CD 2046 (45°) or CD 2004 (90°)	50
15-26150-01	CD2002 (straight), CD 2046 (45°) or CD 2004 (90°)	50
15-27200-01	CD2002 (straight), CD 2046 (45°) or CD 2004 (90°)	*50/35*
15-27200-02	CD2002 (straight), CD 2046 (45°) or CD 2004 (90°)	50
15-36150-01	CD2002 (straight), CD 2046 (45°) or CD 2004 (90°)	50

Additional drainers and custom applications are available!

The most common Compact drain tool for suction systems is our **part # CD2015**, which is a straight connection with a 3/4" threaded end to attach to any waste fluid hose.

Call us for assistance with custom applications.



COMPACT DESIGN DRAINERS

Compact Drain Plug	Applicable Drainers	Torque Specs
Part#	Part#	ft/lbs
25-12720-01	CD2001 (straight), CD 2003 (90°)	15
25-19016-03	CD2001 (straight), CD 2003 (90°)	20
25-19016-05	CD2002 (straight), CD 2046 (45°) or CD 2004 (90°)	20
25-22214-02	CD2002 (straight), CD 2046 (45°) or CD 2004 (90°)	35
25-22218-02	CD2002 (straight), CD 2046 (45°) or CD 2004 (90°)	40
55-25418-01	CD2002 (straight), CD 2046 (45°) or CD 2004 (90°)	50
25-26912-01	CD2002 (straight), CD 2046 (45°) or CD 2004 (90°)	50
25-28512-02	CD2002 (straight), CD 2046 (45°) or CD 2004 (90°)	50
25-33312-02M	CD2002 (straight), CD 2046 (45°) or CD 2004 (90°)	60
45-13818-01	CD2002 (straight), CD 2046 (45°) or CD 2004 (90°)	20
45-21514-02	CD2002 (straight), CD 2046 (45°) or CD 2004 (90°)	35
45-26814-01	CD2002 (straight), CD 2046 (45°) or CD 2004 (90°)	*50/35*
45-334115-02	CD2002 (straight), CD 2046 (45°) or CD 2004 (90°)	60



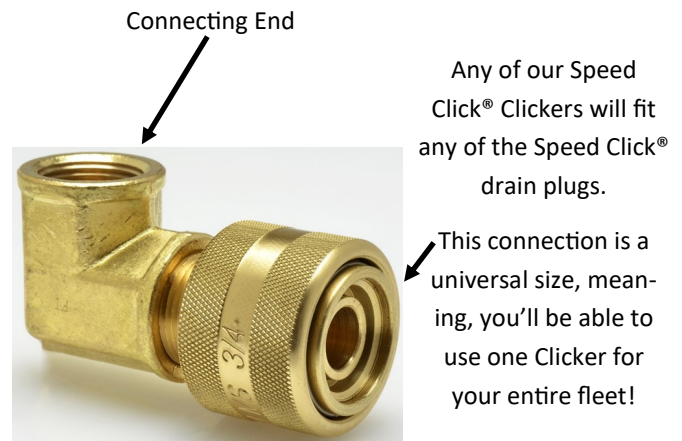
****Aluminum pan 50 ft/lbs or Composite pan 35 ft/lbs****

SPEED CLICK® DESIGN CLICKERS

Speed Click® Drain Plug	Applicable Drainers	Torque Specs
Part#	Part#	ft/lbs
12-12175-02	See Clicker Chart Below	12
12-14125-03	See Clicker Chart Below	20
12-14150-03	See Clicker Chart Below	20
12-16150-02	See Clicker Chart Below	25
12-18150-06	See Clicker Chart Below	30
12-20150-02	See Clicker Chart Below	30
12-22150-06	See Clicker Chart Below	*50/35*
12-22150-14	See Clicker Chart Below	*50/35*
12-24150-03	See Clicker Chart Below	40
12-24200-02	See Clicker Chart Below	40
12-25150-03	See Clicker Chart Below	50
12-26150-01	See Clicker Chart Below	60
12-26150-04	See Clicker Chart Below	60
12-27200-01	See Clicker Chart Below	*50/35*
12-27200-02	See Clicker Chart Below	50
12-30150-01	See Clicker Chart Below	60

Speed Click® Drain Plug	Applicable Drainers	Torque Specs
Part#	Part#	ft/lbs
22-12720-03	See Clicker Chart Below	12
22-19016-04	See Clicker Chart Below	30
22-19016-05	See Clicker Chart Below	30
22-22214-02	See Clicker Chart Below	40
22-22218-02	See Clicker Chart Below	40
22-22220-02	See Clicker Chart Below	40
22-25414-01	See Clicker Chart Below	50
52-25418-01	See Clicker Chart Below	50
22-26912-01	See Clicker Chart Below	50
22-28512-01	See Clicker Chart Below	50
22-33312-02	See Clicker Chart Below	60
22-38112-01	See Clicker Chart Below	60
42-17218-02	See Clicker Chart Below	30
42-21514-02	See Clicker Chart Below	35
42-26814-03	See Clicker Chart Below	*50/35*
42-334115-01	See Clicker Chart Below	60

Clicker Part #	Description	Thread size of the connecting end
SC 3044	Straight	1/2" NPT
SC 3046	45 Degree	1/2" NPT
SC 3048	90 Degree	1/2" NPT
SC 3094	Straight	3/4" NPT
SC 3096	45 Degree	3/4" NPT
SC 3098	90 Degree	3/4" NPT
SC 3095	Straight	Clicker with a Non-Return Valve and a 3/4" NPT connection



Part #SC 3098 Our 90-degree angle Clicker with a 3/4" NPT connection.

****Aluminum pan 50 ft/lbs or Composite pan 35 ft/lbs**

STANDARD DESIGN THREAD PITCH REFERENCE

Size	Part #
M12x1.25mm LB T10	10-12125-02
M12x1.5mm LB T10	10-12150-02
M12x1.75mm SB T10	10-12175-01
M12x1.75mm LB T10	10-12175-02
M14x1.25 SB T9	10-14125-01
M14x1.25 LB T10	10-14125-03
M14x1.5mm SB T9	10-14150-01
M14x1.5mm LB T10	10-14150-03
M16x1.5mm LB T10	10-16150-02
M18x1.5mm SB T10	10-18150-03
M18x1.5mm LB T14	10-18150-06
M20x1.5mm LB T10	10-20150-02
M22x1.5mm LB T17	10-22150-10
M22x1.5mm LB T10 8/4	10-22150-11
M24x1.5mm LB T15	10-24150-03
M24x2.0 LB T12	10-24200-02
M25x1.5mm LB T15	10-25150-03
M26x1.5mm LB T10	10-26150-01
M26x1.5mm LB T10 47L	10-26150-04
M27x2mm LB T12 Copper Washer	10-27200-01
M27x2mm LB T12	10-27200-02
M30x1.5mm LB T10	10-30150-01
M32x1.5mm LB T12	10-32150-01

Size	Part #
1/2-20UNF SB T9	20-12720-01
1/2-20UNF LB T10	20-12720-03
3/4-16UNF SB T15	20-19016-03
3/4-16UNF LB T10	20-19016-04
3/4-16UNF LB T15	20-19016-05
7/8-14UNF LB T10	20-22214-02
7/8-18UNF LB T10	20-22218-02
7/8-20UNF LB T10	20-22220-02
1-14UNF LB T12	20-25414-01
1-18UNS LB T12	50-25418-01
1 1/16-12UNF LB T15 Copper Washer	20-26912-01
1 1/16-12UNF LB T15 O-Ring	20-26912-02
1 1/8-12UNF LB T15	20-28512-01
1 5/16-12UNF LB T12	20-33312-02
1 1/2-12UNF LB T12	20-38112-01
1/4-18NPT SB T9	40-13818-01
3/8-18NPT LB T10	40-17218-02
1/2-14NPT SB T10	40-21514-01
1/2-14NPT LB T12	40-21514-02
3/4-14 NPT LB T15	40-26814-01
1-11.5NPT LB T12	40-334115-01
3/8-19BSP LB T10	30-16619-02
1/2-14BSP LB T10	30-20914-03
1-11BSP LB T12	30-33211-01

ORB GUIDE

ORB	Size
2	5/16-24UNF
3	3/8-24UNF
4	7/16-20UNF
5	1/2-20UNF
6	9/16-18UNF
8	3/4-16UNF
10	7/8-14UNF
12	1 1/16-12UNF
14	1 3/16-12UNF
16	1 5/16-12UNF
20	1 5/8-12UNF
24	1 7/8-12UNF
32	2 1/2-12UNF

****Aluminum pan 50 ft/lbs or Composite pan 35 ft/lbs****

Size	Part #
M12x1.25mm SB T9	15-12125-01
M12x1.5mm SB T9	15-12150-02
M12x1.75mm SB T10	15-12175-01
M12x1.75mm SB T15	15-1217505
M14x1.25 SB T9	15-14125-01
M14x1.25 SB T9	15-14150-01
M16x1.5mm SB T10	15-16150-01
M18x1.5mm LB T10	15-18150-04
M20x1.5mm LB T10	15-20150-02
M22x1.5mm LB T10	15-22150-06
M22x1.5mm LB T15	15-22150-09
M24x1.5mm LB T15	15-24150-03
M25x1.5mm LB T15	15-25150-03
M26x1.5mm LB T10	15-26150-01
M27x2mm LB T12 Copper Washer	15-27200-01
M27x2mm LB T12 O-Ring	15-27200-02
M36x1.5mm LB T12	15-150-01

Size	Part #
1/2-20UNF SB T9	25-12720-01
3/4-16UNF SB T15	25-19016-03
3/4-16UNF LB T15	25-19016-05
7/8-14UNF LB T10	25-22214-02
7/8-18UNF LB T10	25-22218-02
1-18UNS LB T12	55-25418-01
1 1/16-12UNF LB T15	25-26912-01
1 1/8-12UNF LB T15	25-28512-02
1 5/16-12UNF LB T12	25-33312-02M
1/4-18NPT SB T9	45-13818-01
1/2-14NPT LB T12	45-21514-02
3/4-14 NPT LB T15	45-26814-01
1-11.5NPT LB T12	45-334115-02

**COMPACT
DESIGN
THREAD PITCH
REFERENCE**

**SPEED CLICK®
DESIGN
THREAD PITCH
REFERENCE**

Size	Part #
1/2-20UNF T10	22-12720-03
3/4-16UNF T10	22-19016-04
3/4-16UNF T15	22-19016-05
7/8-14UNF T10	22-22214-02
7/8-18UNF T10	22-22218-02
7/8-20UNF T10	22-22220-02
1-14UNF T12	22-25414-01
1-18UNS T12	52-25418-01
1 1/16-12UNF T15	22-26912-01
1 1/8-12UNF T15	22-28512-01
1 5/16-12UNF T12	22-33312-02
1 1/2-12UNF T12	22-38112-01
3/8-18NPT T10	42-17218-02
1/2-14NPT T12	42-21514-02
3/4-14 NPT LB T15	42-26814-03
3/4BSP T10	32-26414-01
1-11.5NPT T12	42-334115-01

Size	Part #
M12x1.75mm T10	12-12175-02
M14x1.25 T10	12-14125-03
M14x1.5mm T10	12-14150-03
M16x1.5mm T10	12-16150-02
M18x1.5mm T14	12-18150-06
M20x1.5mm T10	12-20150-02
M22x1.5mm T10	12-22150-06
M22x1.5mm T10 47L	12-22150-14
M24x1.5mm T15	12-24150-03
M24x2mm T12	12-24200-02
M25x1.5mm T15	12-25150-03
M26x1.5mm T10	12-26150-01
M26x1.5mm T10 50L	12-26150-04
M27x2mm T12 Copper Washer	12-27200-01
M27x2mm T12 O-Ring	12-27200-02
M30x1.5mm T10	12-30150-01

**Aluminum pan 50 ft/lbs or Composite pan 35 ft/lbs

WARRANTY

Warranty is valid on drain plugs purchased from No-Spill® Systems or its authorized distributors. Contact No-Spill® Systems toll free at 1-888-466-7745 to obtain instructions as to where products should be returned for inspection. Details of purchase, such as invoice number, or location and date of purchase, may be required.

Warranty is lifetime on workmanship and materials of No-Spill® drain plugs.

Warranty does not cover damage by road hazard.

Warranty does not cover normal wear on o-rings.

Warranty does not cover breakage of the chain, where cap chains are installed.

Exceeding torque specifications on installation voids the warranty.

Torque specifications are clearly marked on the packaging label.

Any breakage or consequential damage that results from careless or improper installation procedures is not covered under this warranty.

Careless and improper installation includes, but is not limited to: over-torquing, under-torquing, stripping or damaging threads by forcing a plug into a drain hole that is too small, failing to remove debris from pan threads before installation of plug.

RETURNS

The following conditions apply to all returns:

Written or verbal authorization is required for all returns of stock items. Contact our office for a Return Goods Authorization Number (RGA). Any returns without an RGA number will not be accepted.

Custom sizes, special order parts, or customized items can not be returned for credit or exchange.

All returned goods, including packaging and labels, must be in 'like new' condition. That is, items must be ready for re-sale.

All returns (if accepted) are subject to a minimum 20% restocking fee. An additional restocking fee may apply.

All eligible returns for items packaged in clamshell retail packaging or retrofitted with chains will be subject to a minimum 30% restocking fee.

Damaged or dirty packaging will result in additional restocking charges.

Proof of purchase [No-Spill® invoice number] must accompany returns.

Age of the returned items must not exceed one (1) year beyond the order date.

Authorized returns must be shipped freight prepaid to the No-Spill® warehouse location specified by No-Spill® Systems. We will not accept delivery of items shipped freight collect to our warehouse.

No-Spill® Systems will issue a credit note only when returned goods have been inspected, repackaged, and put away.

INSTALLATION INSTRUCTIONS (All Drain Plug Designs)

- Remove existing drain plug and washer or o-ring. Clean the threads in the oil pan. Ensure that the area around the drain plug port is clean and free of debris.
- Ensure that the copper washer is seated on the valve side of the plug (i.e. the top of the plug).
 - * **A copper washer is not required for plugs in NPT sizes.**
- Thread the No-Spill® Systems drain plug in by hand until snug against the pan. If you meet resistance, back the plug out and try again. **DO NOT FORCE** the plug into the port.
- Use a torque wrench to tighten the No-Spill® Systems drain plug to the torque specifications set out by No-Spill® Systems. Do not exceed the maximum setting.
 - * **Do not install without using a torque wrench.**

HOW TO DRAIN YOUR OIL (Standard and Compact Designs)

***To take full advantage of maximum flow rates, be sure to drain your oil when it is hot.**

- Thread the drainer on to the bottom of the No-Spill® drain plug. When the drainer is attached the valve will remain in the "open" position.
- Oil or other fluid will flow freely.
- Detach the drainer by unscrewing it from the No-Spill® drain plug. The valve will return to the "closed" position.
- Replace the dust cap until it is hand-tight. Special tools or torque wrenches are unnecessary.

HOW TO DRAIN YOUR OIL (Speed Click® Design)

***To take full advantage of maximum flow rates, be sure to drain your oil when it is hot.**

- Push the No-Spill® clicker onto the base of the drain plug to open the valve, and allow the waste oil to flow freely through the clicker.
- Remove the clicker by pulling back on the collar of the clicker. The valve will immediately return to the "closed" position.
- Replace the dust cap until it is hand-tight. Special tools or torque wrenches are unnecessary.

Clamshell Packaging for Retail Sales

Improve your drain plug sales with No-Spill® Systems retail clamshell packaging!

These packages hang neatly on a peg board for a simple and attractive display.

Packages contain either a plug only, drainer only, or a plug packaged together with the corresponding drainer.

Here`s How to Order plugs in Clamshells:

For plugs only in clamshells add `P` after your part number.

(ie: 10-18150-06 + Clamshell
= Part # 10-18150-06P)

For plugs packaged with a Straight Drainer in a clamshell add `P02` after your part number.

(ie: 10-18150-06 + Straight Drainer + Clamshell
= Part # 10-18150-06P02)

For plugs packaged with an 90 Degree Drainer in a clamshell add `P04` after your part number.

(ie: 10-18150-06 + Angle Drainer + Clamshell
= Part # 10-18150-06P04)

For a drainer only in a clamshell just add the letter `P` after the drainer part number.

(ie: Drainer 1002 + Clamshell = Part # 1002P)



For assistance ordering No-Spill Drain plugs in clamshell, please call our sales staff at (888)466-7745

Advantages of using No-Spill® Systems:

- Save Money - Eliminate common drain plug problems like stripped pan threads, cracked pans, and lost plugs due to under-torquing, etc.
- Eliminate Spills - Avoid costly fines and cleanup costs for site remediation and environmental damage.
- Save Time - The No-Spill® drain plug is a full bore fitting, enabling maximum flow rates for a speedy oil change.
- Easy Installation - No Special tools required. Just replace the factory plug at your next oil change.

Did you know?**Benefits of draining hot engine oil with No-Spill® Systems**

No-Spill® Systems drain plugs are made of solid brass bar stock, meaning you can drain your oil as hot as possible without burning your hands on the drain plug. By draining your oil as hot as possible you remove more sludge and debris from the engine, making your oil change more effective and prolonging the life of your engine. It's one more feature that makes No-Spill® Systems better than the rest!

Oh, and did we mention that draining hot oil makes for a quicker oil change? That's right! Now you're saving time AND getting a better oil change.

The cost of a stripped oil pan

How many times has your mechanic stripped out an oil pan or cross threaded a drain plug? Replacing a stripped oil pan can cost as little as \$200 for a small pan and as much as \$2,500, depending on the size of your engine. Add this to the cost of labor hours to re-install the pan, plus the time spent cleaning up the mess, and you're in for a heck of a bill.

No-Spill® Systems drain plugs never need to be removed from the pan and can save you time and money!

The Global Leader in Fluid Draining Technology

no. spill
SYSTEMS

SPEED CLICK™
DRAIN PLUG SYSTEM

Eliminate mess, stripped oil pans, and over tighten drain plugs... **FOREVER**

QUICK | EASY | CLEAN | SAFE

Specializing in high quality products and custom solutions for all fluid draining. For consultation or advice on ordering:

Toll Free 1-888-4NO-SPILL (888)466-7745

Fax: 1-888-876-7982

E-mail: info@nospillsystems.com

Website: www.nospillsystems.com

© NO-SPILL SYSTEMS, INC. 2013.